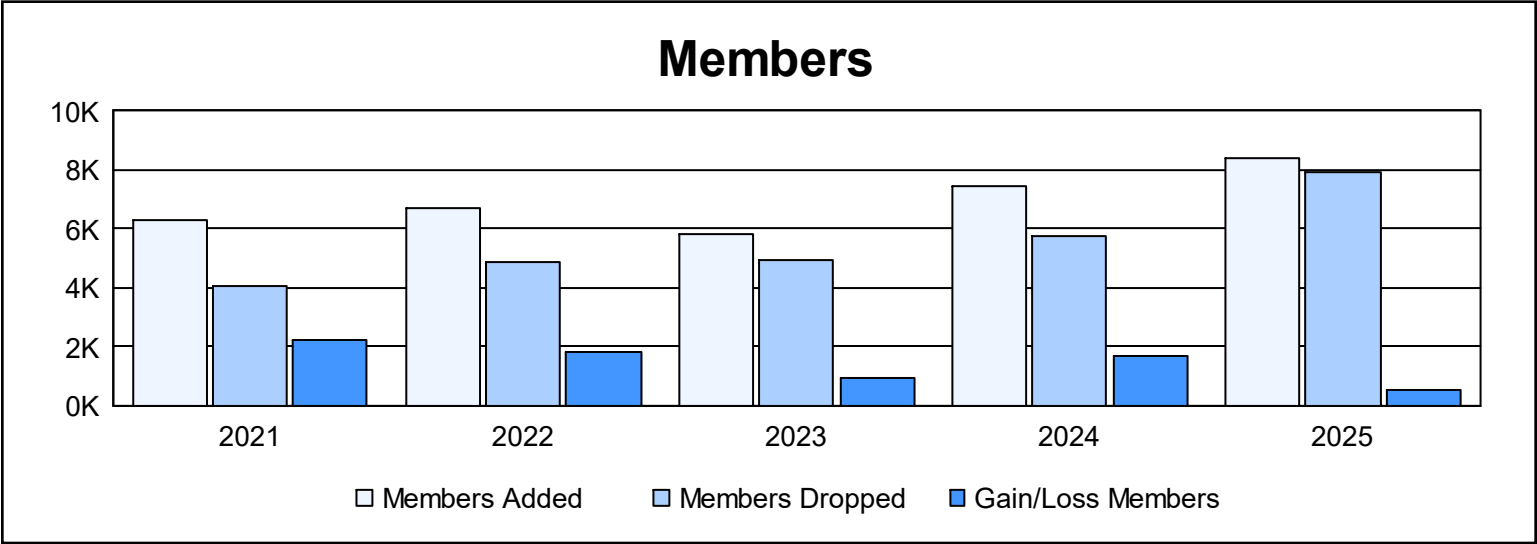
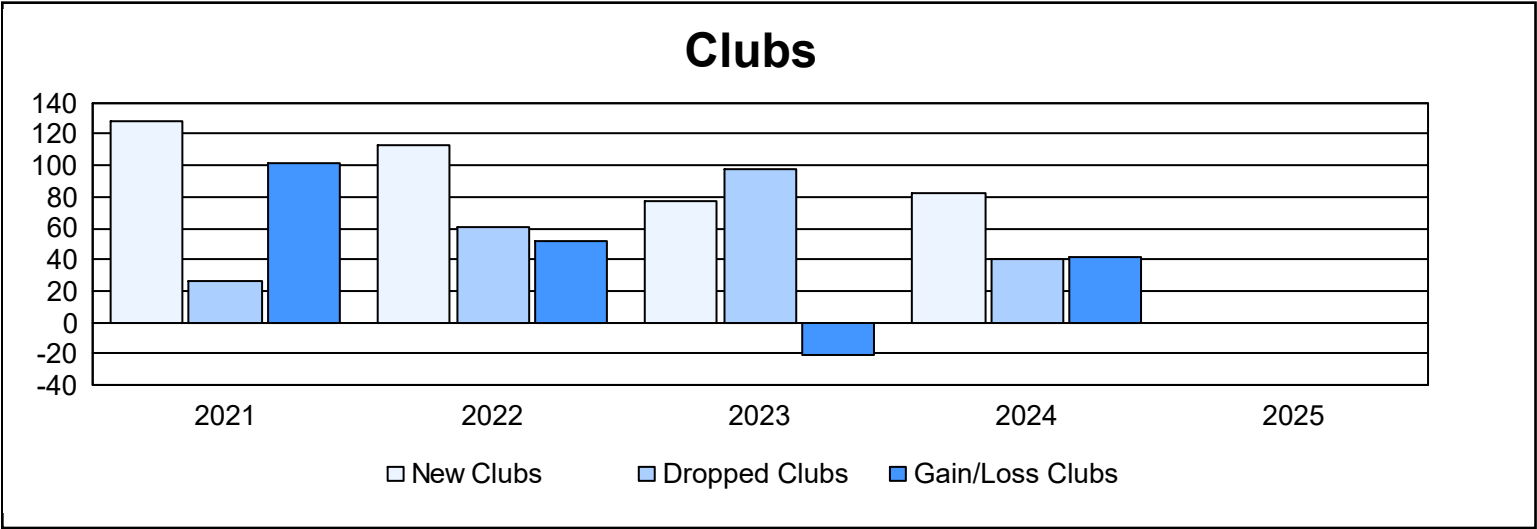
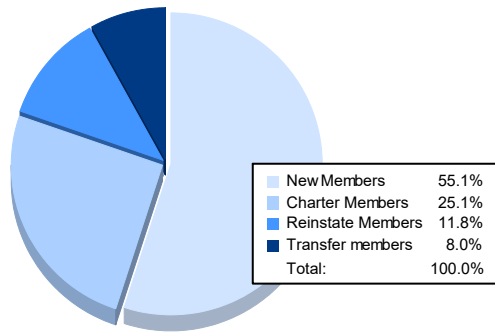


Year	New Clubs	Dropped Clubs	Gain/ Loss Clubs	New Members	Charter Members	Reinstate Members	Transfer Members	Total Member Added	Total Members Dropped	Gain/ Loss Members
2020-2021	128	27	101	2,735	3,225	245	75	6,280	4,073	2,207
2021-2022	113	61	52	3,336	2,957	333	72	6,698	4,873	1,825
2022-2023	77	98	-21	2,834	2,629	296	83	5,842	4,913	929
2023-2024	83	41	42	3,971	2,447	610	411	7,439	5,733	1,706
2024-2025				4,638	2,114	994	672	8,418	7,915	503
Average	100	57	44	3,503	2,674	496	263	6,935	5,501	1,434



### Membership Composition June 2025 Cumulative



### Gender Composition June 2025 Cumulative

